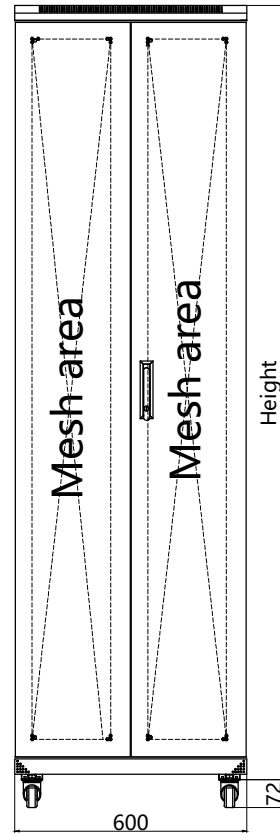



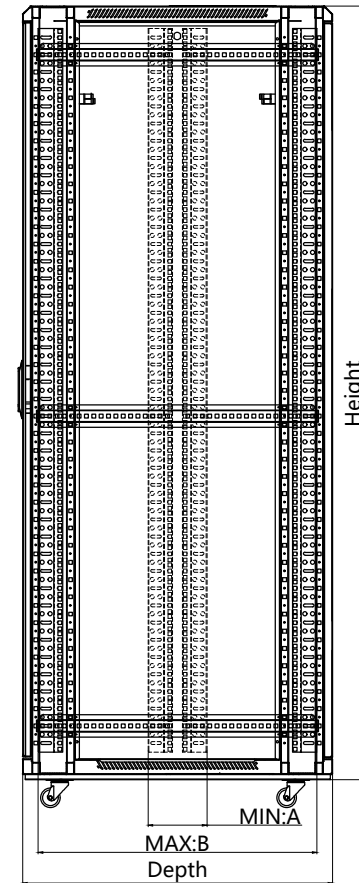
FRONT



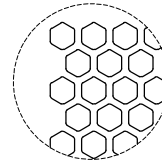
BACK



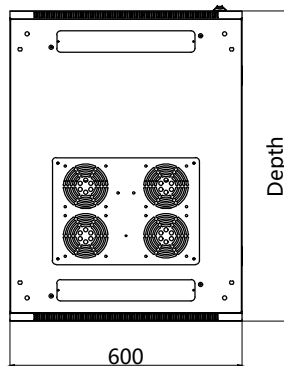
SIDE



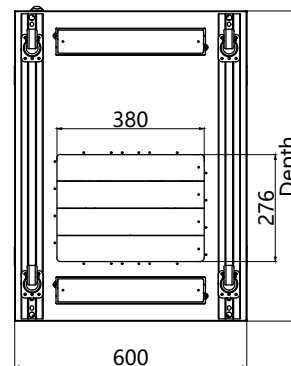
Model No.	Capacity(U)	Width (mm)	Depth (mm)	Height (mm)	A (mm)	B (mm)
601S684256 ■ 00	42	600	1000	2000	152	720



Mesh amplification



TOP



BOTTOM

**Standard:**

Comply with ANSI/EIA RS-310-D、IEC60297-2、DIN41494;PART1; DIN41494;PART7

**Material:**

SPCC Cold Rolled Steel; 19" rails: 2.0mm, side panel:1.0mm,others: 1.2mm

**Loading capacity:**

Static loading: 800KG

**Feature:**

- **Flat packing and patent frame. packing time is less than 20 minutes.**
- Exquisite design with precise dimension and craftsmanship;
- Adjustable feet and heavy duty castors are available simultaneously;
- Cable entry on the top cover and bottom panel with adjustable sizes ;
- Optional installation of plinth to enable cabinets fixation, under-base cable entry/ventilation;
- Efficient and reliable cabinet connection by baying kit;
- Removable side panels to ease maintain;