
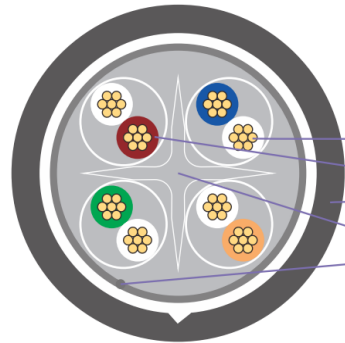
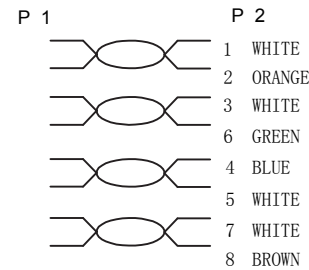


$L \pm T$



WIRING DIAGRAM



Conductor
 HDPE Insulation
 Jacket
 Cross Insulation
 Rip cord

Remarks:

1. 100% open circuit short circuit&displacement test
2. Fluke channel link test(100%pass the test)
- $L \leq 5m$: link 50m+L+L
- $5 < L \leq 15m$: link 50m+0.5m+L
- $15 < L \leq 30m$: Fluek channel test
- TEST LIMIT: ISO11801 Channel Class E
- Working temperature: $-10^{\circ}C \sim +60^{\circ}C$
4. ROHS2.0 AND REACH COMPLIANT

Material list:

③	Jacket	PVC		
②	PLUG	RJ45 8P8C PLUG CAT.6 UTP Pin Gold FU ,Circle Type	2PCS	
①	WIRE	Cat.6 26AWG CU.4P UTP JACKET:PVC	1PCS	
NO.	Material name	Specifications	QTY	REMARK

				Customer name		Customer Part NO			
				Product name		Unit			
		New edition		2019-08-30	A	Darwing	Audit	Approve	Date
Darwing	Audit	Amendment record							2021-03